

## **Environmental effects and damage pattern of insect pests on cocoa production in Ibadan, Oyo state**

**Azeez O. M.**

*Cocoa Research Institute of Nigeria, Ibadan, Nigeria*

---

### **ABSTRACT**

*Paucity of information in recent times on major and minor insect pest status of cacao plantations in Nigeria necessitated this survey. Knowledge of the insect pest complex associated with any crop is essential for developing effective control strategies for such pests. A survey was conducted on the insect fauna associated with Theobroma cacao on a 10-ha cacao plantation in Ibadan from 2005 to 2014. Insect abundance and the damages caused by each identified insect pest type were noted and described. The insects were monitored and assessed annually over the span of 10 years (2005-2014). Weather parameters such as rainfall, temperature and relative humidity were collected from CRIN meteorological station. Data were analyzed through Excell and SPSS packages using descriptive statistics. There were myriads of insect pests identified with variations in percent damage by the observed insect pests, *P. Njalensis* (15%), *Z. variegatus* (15%), *M. bellicocus* (5%) and *S. derogata* (10%) are abundant during the dry spell, whereas *Carlibatus* spp (10%), *B. thalassina* (15%), *E. Biplaga* (10%), *S. sjostedti* (10%), *S. singularis* (25%) caused a lot of cacao damage during the raining season. The incidence of *Sahlbergella singularis* was observed throughout the period of investigation but most abundant/prevalent in the months of August to December. The physical environmental factors that recorded greater influence on the abundance of field insect pests of cacao, was rainfall. This study has provided information on relative importance of the environmental factors on activities of cacao insect pests which is vital for the development of sound and effective control measures.*

**Keywords:** Environmental factor, major, minor, *Sahlbergella singularis*, Cacao yield, abundance

---

### **INTRODUCTION**

Plant phenology describes changes in plant's behavioural characteristics in relation to the environment. Moisture, temperature, and rain distribution are considered to be important factors in field crop production. Thus, a tree species which grows well in one location is a function of annual rainfall, seasonality of rains, length of dry period and mean annual temperature. Cocoa is widely cultivated in the tropical rain forest and the adjoining rain-fed ecologies in Nigeria, especially cocoa is grown in most parts of Southern Nigeria extending from the Northern parts having 1,100 mm annual rainfall to the Southern areas with 2500 mm annual rainfall. Fourteen states of the country namely: Ondo, Osun, Ogun, Cross Rivers, Oyo, Ekiti, Kwara, Kogi, Edo, Delta, Abia, Taraba, Adamawa, and Akwa-Ibom produces cocoa in varying quantities. The Southwest Nigeria produces more than 60% of the annual national cocoa output (Olayemi, 1974). Cocoa beans is the major raw material for the production of chocolate, cocoa butter and mucilage, cocoa wine, beverages, cosmetics and many other products (Opeke, 1992). The beans of cocoa is also used for production of semi-finished products such as cocoa mass used in making chocolate, biscuits and confectioneries (Opeke, 2005). It is also used in making sweets and sweetening products, while the cocoa butter is used in making chocolate, perfume, body and hair creams, pharmaceuticals, chocolate powder, chocolate bars, cocoa cake and various chocolate-based products (Opeke, 2005). Locally, cocoa leaves are used in cooking soup that has semblance to okra and in treating various abdominal problems (Opeke, 1992).

Pests and diseases constitutes very important matter of study to derive the limitations and potentials of agroforestry systems in tropical environments. It is well known that the more diversified an ecosystem is, the more resistant it will be to pests and diseases. The incidence of diseases and pests is of utmost importance in the humid tropics. The cacao agro-ecosystem is inhabited by myriad of insect species, a few of which are of economic importance. The most economically important species in Nigeria are the brown cacao mirid, *Sahlbergella singularis*, Hagl. (Hemiptera: Miridae), cacao pod borer, *Characoma stictigrapta* Hmps (Lepidoptera: Noctuidae), shoot feeders, *Anomis leona* Schaus, *Earias biplaga* WIK. (Lepidoptera: Noctuidae) and *Sylepta retractalis* Hmps (Lepidoptera: Pyralidae).

In areas where the cacao swollen shoot virus disease is prevalent, the mealybug vectors of the disease, *Planococcoides njalensis* Laing, *Planococcus citri* Risso, and *Ferrisia virgata* CkII. (Homoptera: Pseudococcidae) could also be important. (Gerard, 1967; Youdeowei, 1974; Omole, 1977; Ojo, 1980 and Idowu, 1981; 1989). Among the minor pests of cacao, the shield bug, *Bathycorbia thalassina* (H & S) (Heteroptera: Pentatomidae), the pod miner, *Mamara* species (Lepidoptera: Lithocolletidae), the root feeding termites, *Macrotermes bellicosus* (Smeath) and (*M. nigeriensis*) (Sjost) are significant. These and others minor pests such as the sap-sucking psyllid, *Mesohomotoma* (Tyora), *tessmanni* Aulman (Homoptera: Psyllidae) and the cacao thrips, *Selenothrips rubrocinctus* Giard (Thysanoptera: Thripidae), are occasionally very important. These pests have tendency of attaining major pest status if there is change in the ecological factor of the environment, especially when agro-ecological conditions in young cacao or ageing cacao plantations, which are undergoing rehabilitation, become more favourable to them (Eguagie, 1974 and Igboekwe, 1984). The direct effects of some major environmental factors such as temperature, rainfall, relative humidity and illumination on the activities and abundance of some major and minor pests of cacao have not been clearly defined. This difficulty arose out of the high interaction which often exists between environmental factors and host plant factors, such as the production and availability of suitable pods for feeding and breeding as well as favourable temperature and relative humidity which are required for the survival of the insect pests.

This study determines the relationship between the cacao insect pest dynamics and the general weather conditions from 2005-2014 on a cacao plantation in Ibadan. Also to determine the relationship between the general distribution of the insect within trees and micro-climatic factors such as temperature and relative humidity.

## MATERIALS AND METHODS

The cacao plantation of F3 Amazon established over the year and planted at 6m by 6m spacing with a total of 278 stands per hectare. The study area was confined to zones 1 and 2 at the Cocoa Research Institute of Nigeria (CRIN), Ibadan which contained Amazon cocoa selections. Monthly record of yields was monitored and recorded with weight balance which cumulated into annual yields of cocoa production. Ibadan has an annual rainfall average of 2000 mm with a bimodal pattern. CRIN is located in the humid rainforest ecosystem with mean solar radiation of 18mj/m<sup>2</sup>/day. It lies between the latitude 7°30'N and longitude 3°54'E at an altitude of 200 m above sea level (Mokwunye *et al.*, 2011). Weather from these zones were monitored over the years on rainfall, temperatures, sunshine hours and relative humidity. The daily meteorological data were collected from the automated meteorological station of CRIN located within the estate of the experimental site. The meteorological station has internal server through which data were downloaded with the aid of computer. Insects were monitored and assessed over the span of 10 years, 2005-2014 and data were analyzed through Excell and SPSS packages as reputed using descriptive statistics.

## RESULTS

**Table 1: Insect species associated with cacao, their period of abundance and damage characteristics**

Insects	Period of abundance	Percent damage	Damage characteristics
<i>Carlibatus</i> spp	Mar - May	10%	Shoot feeder
<i>Bathcoelia thalassina</i> (H & S)	May - October	15%	Pod miner
<i>Earias biplaga</i> WIK	Mar - June	10%	It eats up the apical buds & flush leaves
<i>Characoma stictigrapta</i> Hmps	Jan - Dec	15%	Larvae bore and bind leaves together
<i>Stictococcus sjostedti</i> CIK	Feb - Nov	10%	Shoot feeder
<i>Toxoptera aurantii</i> Fan	Jan - Nov	5%	Feeding wrinkles the flush leaves
<i>Planococcoides njalensis</i>	Jan - Nov	15%	Vector; feed in clusters on stems/leaves
<i>Mesohomotoma tessmanni</i>	Mar - Dec	10%	Nymphs caused damage to flush leaves
<i>Sahlbergella singularis</i> Hagl	Aug - Dec	25%	Feeding causes lesions, canker & dieback
<i>Sylepta derogata</i> F.	Jan - May	10%	Shoot feeders; lay eggs in rolled leaves
<i>Macrotermes bellicosus</i> S.	Sept. - April	5%	Tunnelled roots; distort conducting tissues
<i>Zonocerus variegatus</i> L.	Oct. - Mar	15%	Shoot feeder

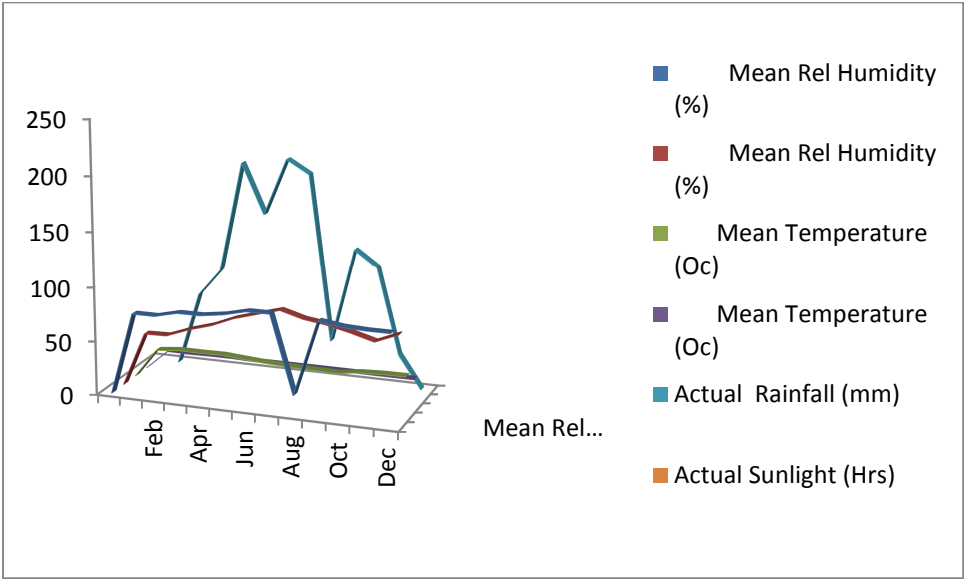


Fig 1a: Yearly distribution of environmental factor, 2005

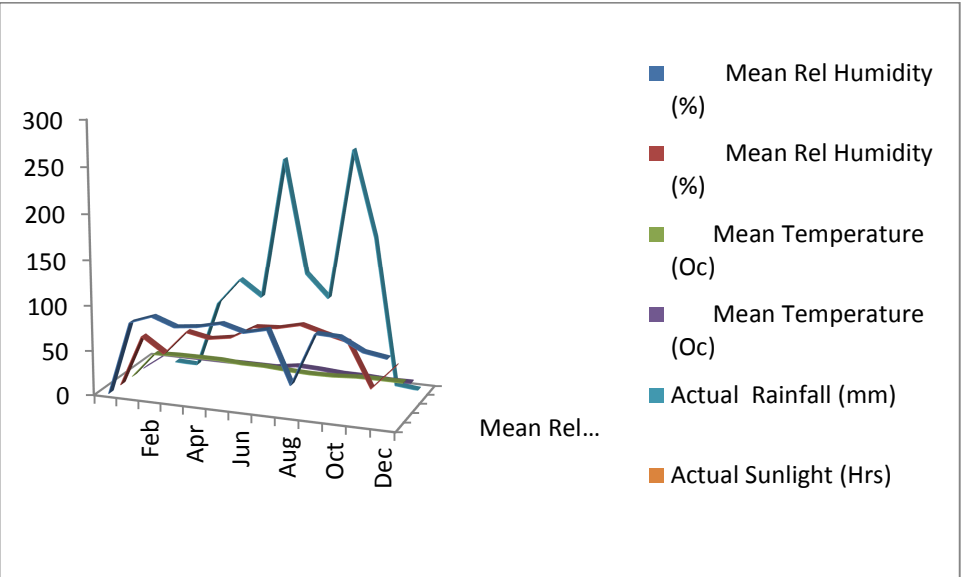


Fig 1b: Yearly distribution of environmental factor, 2006

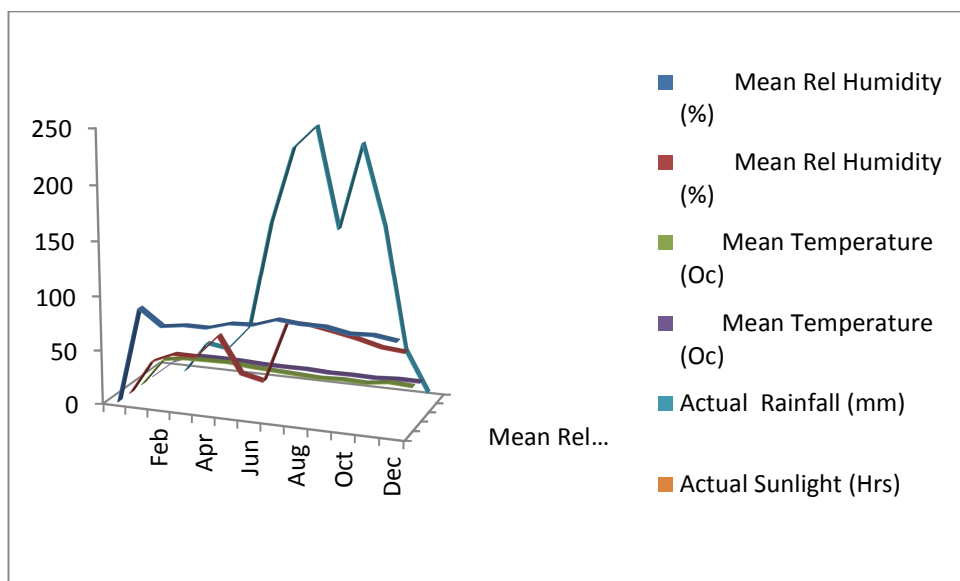


Fig 1c: Yearly distribution of environmental factor, 2007

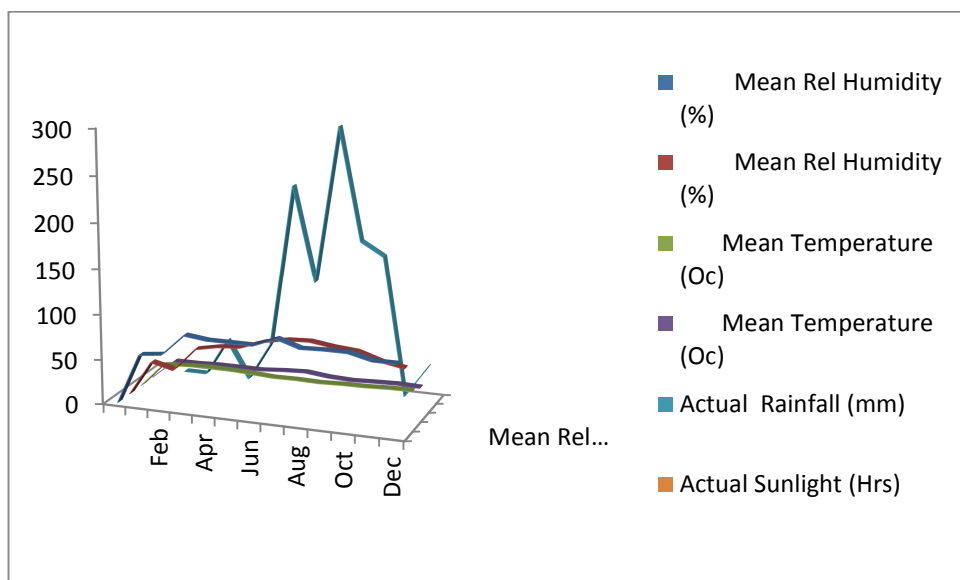


Fig 1d: Yearly distribution of environmental factor, 2008

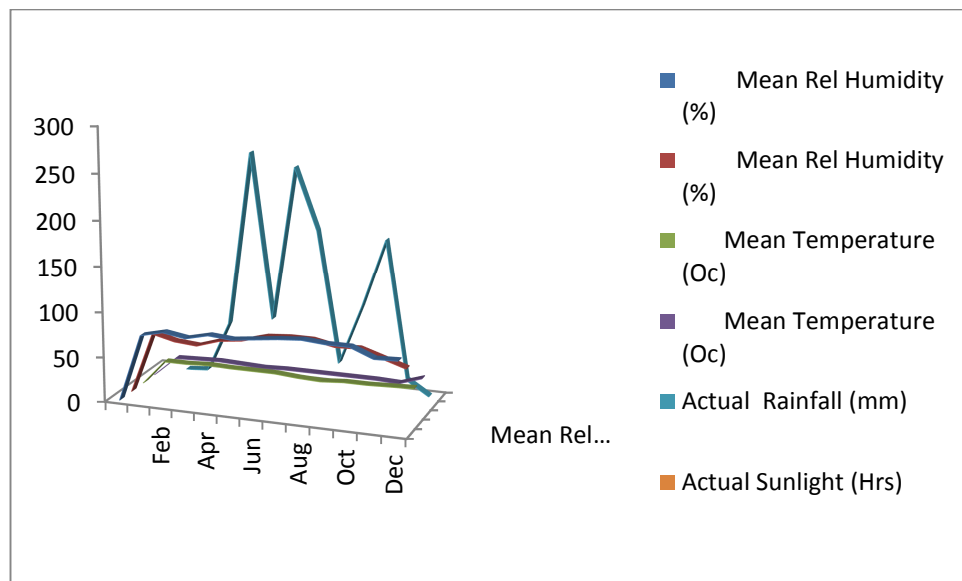


Fig 1e: Yearly distribution of environmental factor, 2009

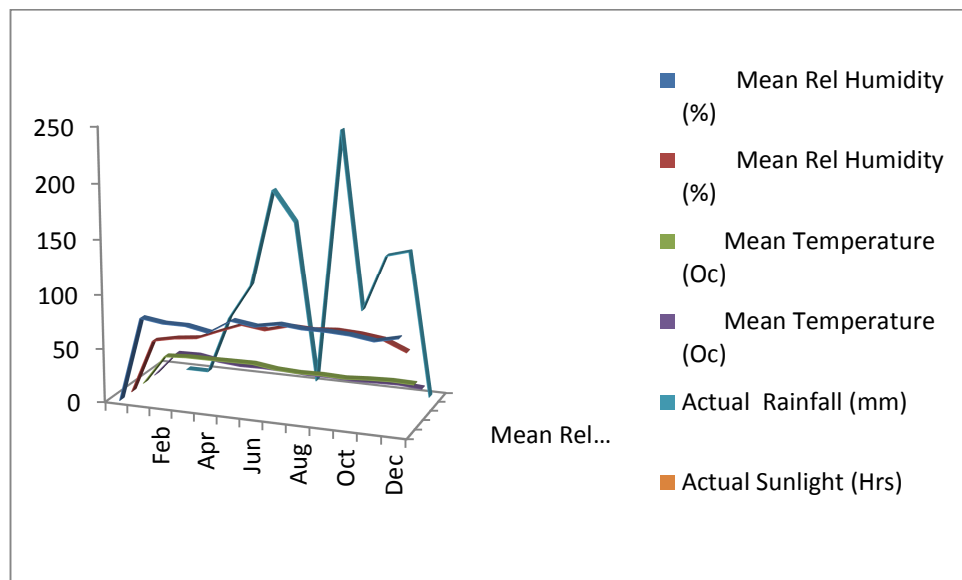


Fig 1f: Yearly distribution of environmental factor, 2010

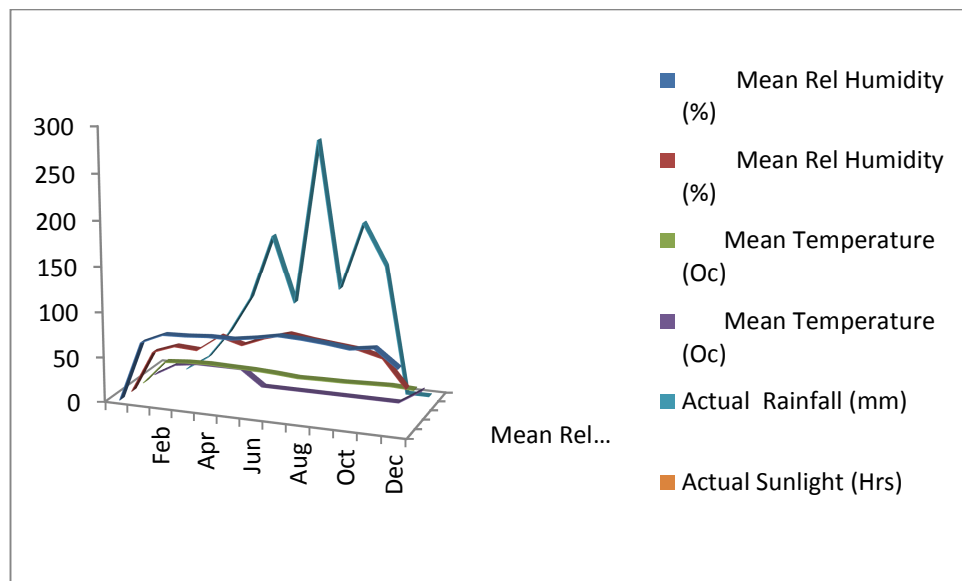


Fig 1g: Yearly distribution of environmental factor, 2011

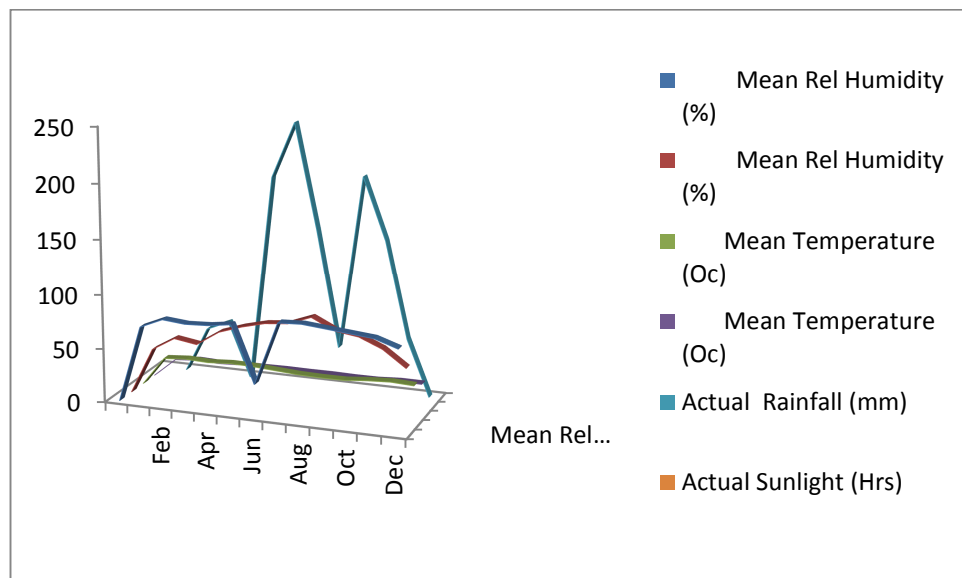


Fig 1h: Yearly distribution of environmental factor, 2012

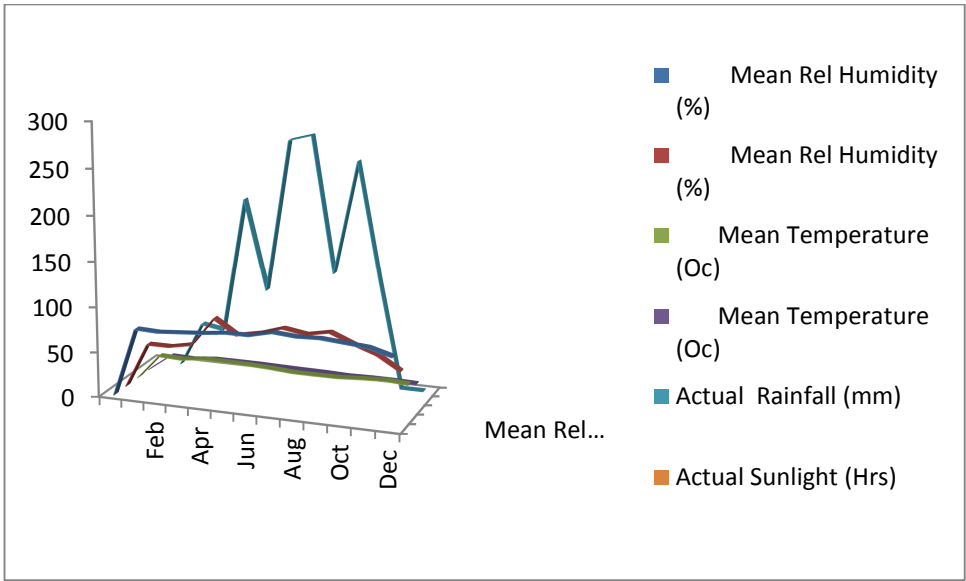


Fig 1i: Yearly distribution of environmental factor, 2013

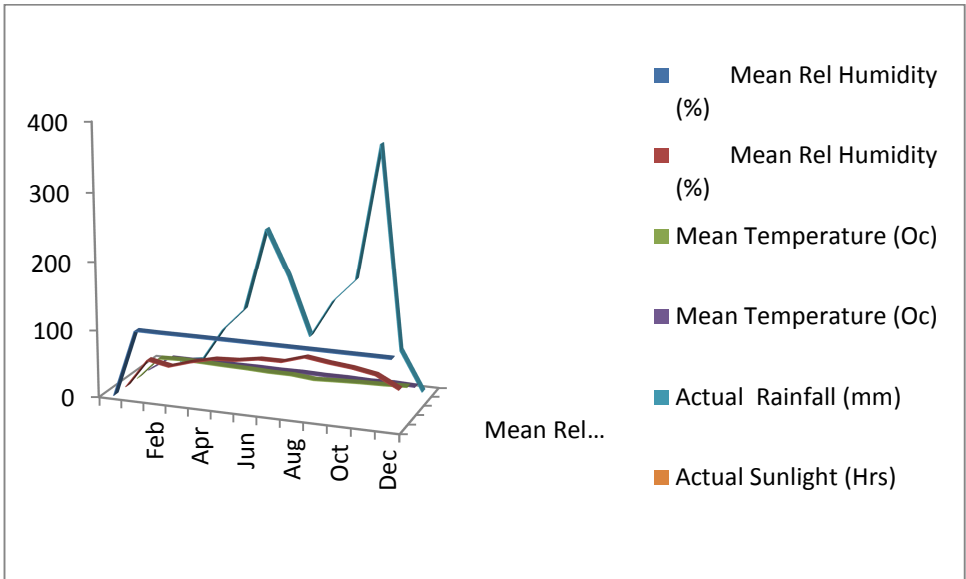


Fig 1j: Yearly distribution of environmental factor, 2014

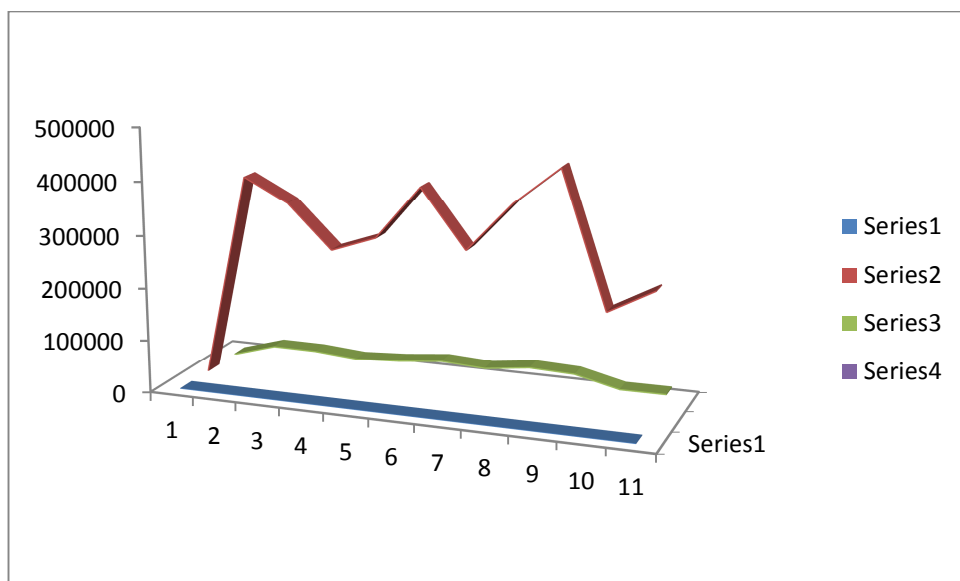


Fig 2: Annual cacao production determined by biotic and abiotic factors from 2005 - 2014

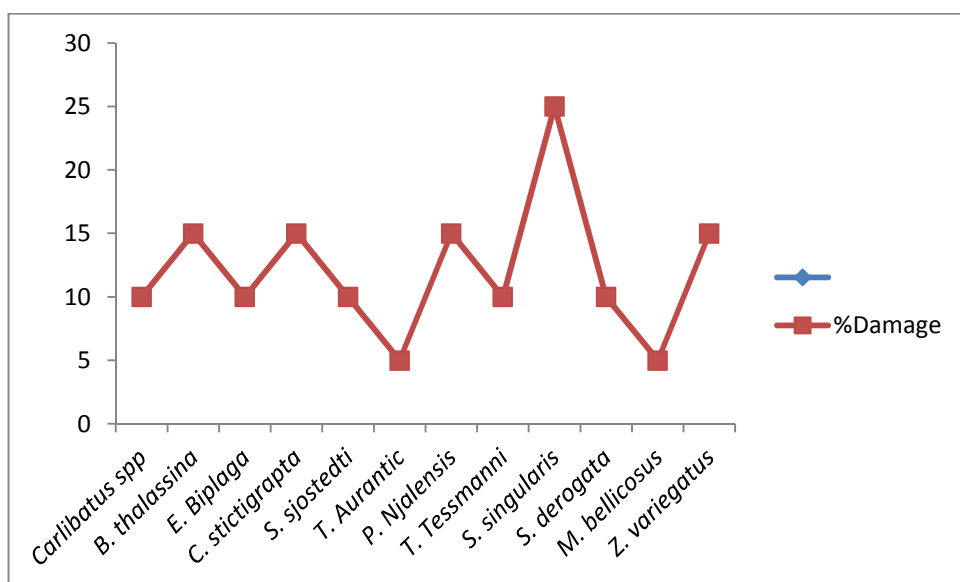


Fig 3: Percent damage pattern of insect pests of cacao

Table 1 shows the period of abundance, spatial and temporal distribution and damage characteristics of insect pest found within the cacao growing seasons during the study. Several species of insect pests were identified on cacao. Some were regularly distributed all seasons while others were found occasionally. The most economically predominant species (major) were *Sahlbergella singularis*, the *Characoma stictigrapta*, *Earias biplaga* and *Planococcoides njalensis* in areas where the Cacao Swollen Shoot Virus disease were prevalent. Among the minor pests of cacao observed during the period of study were the *Bathycoelia thalassina*, *Carlibatus* spp, *Stictococcus sjostedti*, *Toxoptera aurantii*, *Macrotermes bellicosus*, *Mesohomotoma (Tyora) tessmanni*. Estimated percent damage were allocated to the insect pests and the periods of occurrence in cacao plot. It was not uncommon to encounter fresh temite infestation and grasshoppers especially during the dry season. Fig. 2 showed the influence of biotic factor and abiotic factors as it affects annual production of cacao. The highest cacao production (448,739 kg) was recorded in the year 2012 whereas the least was 195,316 in 2013, this might due to unevenly distribution of environmental factor e.g. Rainfall.

Estimate percent damages were recorded over the years as shown in Fig. 3. There were variations in the percent damages implicated by the specific months of the year of their abundance and prevailing weather condition recorded for each year. Insects such as *P. Njalensis* (15%), *Z. variegatus* (15%), *M. bellicosus* (5%) and *S. derogata* (10%) were abundant during the dry spell (October, November, December, January, February and March). However, it



could be deduced that moderate temperatures (25-30°C coupled with a mean monthly rainfall of less than 130 mm causes an increase in the population of *B. thalassina* in the field. Insects like *Carlibatus* spp (10%), *B. thalassina* (15%), *E. Biplaga* (10%), *S. sjostedti* (10%), *S. singularis* (25%) caused a lot of cacao damage during the raining season (April, May, June, July, August and September), while *C. stictigrapta* (15%), *T. Aurantii* (5%) and *T. Tessmanni* (10%) were regularly present through out the year.

Maximum Rainfall and corresponding high relative humidities were recorded for the ten years duration of study (2005 to 2014). The peak of the rainfall and relative humidity coincided with the second and third quarters of the year (May, June, July, August, September and October). However, the dry spell was recorded on the first and fourth quarters of the year (October, November, December, January, February and March). The temperature was relatively stable over the years, however the maximum temperature was recorded generally in the months of March and April, while the lowest value was recorded in the months of November, December and January of each year (Fig. 1a-j).

## DISCUSSION

The incidence of most insect pest recorded during the period of study was higher at the onset and during the rainy season, which can be attributed to the abundance of food sources and breeding sites due to the prevailing favourable climatic conditions. Some species of insect pests were widely distributed and identified on cacao. The most economically predominant species (major) were *Sahlbergella singularis*, *Characoma stictigrapta*, *Earias biplaga* and *Planococcoides njalensis* in areas where the Cacao Swollen Shoot Virus disease were prevalent. It is pertinent to know that, however low the population of the major insect pests may be, they can still cause devastating and severe damages on cacao. The incidence of this low density pest did not take a particular pattern of distribution as its occurrence was isolated and uncommon. They appear to undergo several generations per year and are thus present in cacao plantation through out the year under favourable conditions. The insect pests were present throughout the period of survey with severe infestation levels. This corresponded to the period of high rainfall distribution pattern and high relative humidity. Ojo, (1980) assessed damage caused by various pests, *S. singularis*, *C. stictigrapta*, *Mamara* spp and *Characoma* spp in cacao producing areas of Nigeria by determining the percentage of trees or pods which had damage symptoms.

The preceding dry season and the cessation of the early rains determine the occurrence and distribution pattern of insect and for example the mirid, *S. singularis* population was lowest between February and July but attaining a mean peak population in the months of August, September, October, November and December. Also, the population of the cacao mirid, *S. singularis* in mature fruiting farms is usually low with the abatement of rains when the atmospheric relative humidity is also usually low (Entwistle, 1972). Thus, in Nigeria mirid infestation is usually lowest between February and July and highest between August and November/December depending on the severity of the preceding dry season or the onset of the "August break" and the cessation of the early rains, respectively. In rehabilitated farms, the trend had been observed to be similar to that which is obtained in mature plantations. However, this depends on the availability of adequate number of suitable pods and young tissues as well as suitable canopy or shade required for resting, feeding and reproduction of cacao mirids in such farms (Idowu, 1982). Field observation confirmed that fresh damage symptoms mostly occurred on young leaves, tender stems and tender flower stems. Feeding sites were marked by black lesions and in some cases, exuded gum. Severe attack of shoot may cause dieback due to bug saliva in combination with fungi infection (Ohler, 1988; TAS, 2000, AIC, 2002). It is known that disease infections can reduce the vigour of plants and enhance their susceptibility to termite attack.

Minor pests occasionally attain the status of major pests when agro-ecological conditions in young cacao or ageing cacao plantations, which are undergoing rehabilitation, become more favourable to them (Eguagie, 1974b and Igboekwe, 1984). Some insect pests were found occasionally such as *Bathycolia thalassina*, *Carlibatus* spp, *Stictococcus sjostedti*, *Toxoptera aurantii*, *Macrotermes bellicosus*, *Mesohomotoma (Tyora) tessmanni* on cacao plantation. However, studies on the seasonal distribution of the shield bug, *B. thalassina* in Amelonado and Amazon cacao (Eguagie, 1974) and the effect of environmental factors on the populations of this bug (Omole, 1988) showed that the pest occurred on cacao trees throughout the year, with marked seasonal and yearly variation, and two populations peaks per year.

Maximum Rainfall and corresponding high relative humidities were recorded over the studied period of 2005 to 2014. Rainfall seems to be the most important single physical factor that regulates the abundance of *B. thalassina*, Rainfall was observed to wash away the first three larval instars in the field and this would have resulted to the loss of larvae due to rainfall. The eggs tend to get soaked in rain and if the eggs are soaked for more than 48 hours, they fail to hatch (Owusu-Manu, 1977b). It has been reported that relative humidities of 30% or below are lethal to both eggs and the first instar larvae (Owusu-Manu, 1977b). Temperature has been shown to have effect on the rate of development and flight activity of *B. thalassina* (Owusu-Manu, 1977a). Temperature, therefore, tends to influence

the distribution and abundance of the pest indirectly. (Owusu-Manu, 1979) reported that *B. thalassina* were found inside the canopy and on the trunk where the daily temperature is lower than that above the canopy. He also observed the insect pest was found more in the morning than any other time of the day. *Bathycoria thalassina* has been found to hide under cocoa leaves during the sunny hours of the day, probably to avoid the heat of the day and the direct sunlight (Owusu-Manu, 1979). Therefore, there is possibility of cacao intercrops to serve as host for the insect pests under cacao intercropping system.

### CONCLUSION

This study has shown the relative importance of observed insect pests and also provided a baseline information on the ecology of insect pests attacking cacao in Nigeria, which is critical to the development of sound and sustainable control options. The economic relevance of the cacao mirids has almost completely diverted attention from intensive studies on most of the minor insect pests of cacao. Some of these minor pests have been found to attain major pest status in some years of sporadic outbreaks. In most of tropical regions, rainfall and relative humidity are the major factors influencing the development of insect population, far exceeding the influence of temperature. Therefore, rainfall and humidity strongly interacted with other parameters to determine the population of these observed insect pests. Information on relative importance of the observed pests on tree crops especially cacao, is vital for the development of sound and effective control measures. Future research efforts should therefore be concentrated on the identification of biological and environmental factors which currently keep insect pest population below economic injury levels. It is only through this direction that the natural balance existing between the minor pests and the host plant (cacao) would not be upset. Also, the phenologies and effects of local parasites, predators and diseases of cacao mirids should be monitored and evaluated regularly.

### REFERENCES

- [1] Agricultural Information Center (AIC), 2002. Field Crops Technical Handbook. Min of Agriculture, Nairobi, Kenya.
- [2] Eguagie, W. E. (1974). Geographical distribution and occurrence of *Bathycoria thalassina* (H & S) (Heteroptera: Pentatomidae) on cacao in Nigeria. Proc. 4th Conf. Of West Afr. Cacao Ent. Legon, Ghana. December 9th-13th 1974 pp. 11-22.
- [3] Entwistle, P. F. (1972). Pests of Cocoa. Longman Group Ltd. London. 778 pp.
- [4] Gerard, B.M. (1967). The control of *Balanogasteris kola* (Desbr) and *Sophrorhinus insperatus* (Fst.) (Coleoptera: Curculionidae) in small samples of stored kola nuts using phosphine. Bull. Ent. Soc. Vol. 1 1967 pp. 43-48
- [5] Idowu, O. L. (1981). Insect vectors of some major diseases of cacao in Nigeria. Text of a lecture on "cacao production" delivered to officials of the Federal Dept. Of Agriculture on Training Course at CRIN Ibadan. April 27-May 8, 1981. Pp 1-7.
- [6] Idowu, O. L. (1982). Incidence of pests in rehabilitated cacao. Ann. Report. Cacao Res. Inst. Nigeria. 1982 pp. 11-12.
- [7] Idowu, O. L. (1989). Control of economic insect pests of cacao. In: Progress in Tree Crop Research. CRIN, Ibadan, Nigeria. 224 pp.
- [8] Igbokwe, A. D. (1984). Occurrence and distribution of the cacao psyllid, *Mesohomotoma* (Tyora) *tessmanni* (Homoptera: Psyllidae) in Proceedings, 9th International Cacao Research Conference Lome, Togo 12th-18th February 1984: pp 597-601.
- [9] Mokwunye, I. U., Anikwe, J. C., Okelana, F. A., Ndubuaku, T. C. N., and Oyedokun, A. V. (2011). Seasonal distribution of insect in a cashew plantation in Ibadan, Oyo State, Nigeria. Obeche Journal of the tree club. Vol. 29 (1): 231-238
- [10] Ohler, J. G. (1988). Cashew. Koninklijk Instituut voor de Tropen, Amsterdam. (Originally printed in 1979)
- [11] Ojo, A. A. (1980). Insect pests and cacao production in Nigeria. Proceedings of the Nigerian Cacao Board Symposium Univ. Of Ibadan 20th Aug. 1980 pp. 42-47.
- [12] Omole, M. M. (1977). Insects associated with cacao in Nigeria and their control: Text of paper presented to the participants in the training programme for staff of CIBA-GEIGY in Ibadan, Africa. 29-21st March 1977 15 pages.
- [13] Omole, M. M. (1988). Effect of some environmental factors on the seasonal occurrence of the cacao shield bug, *Bathycoria thalassina* (H & S) (Hemiptera: Pentatomidae) in Nigeria. Turrialba 38 (2): 133-136.
- [14] Opeke, L. K. (1992). Tropical tree crops. Woye & Sons Nig. Ltd. Ilorin. 237pp.
- [15] Opeke, L. K. (2005). Tropical tree crops. Woye & Sons Nig. Ltd. Ilorin. 327pp.
- [16] Owusu-Manu, E. (1977a) The flight activity of *Bathycoria thalassina* (H & S) (Hemiptera: Pentatomidae) Ghana J. Agric. Sci., 9
- [17] Owusu-Manu, E. (1977). Notes on some factors influencing egg production and development in *Bathycoria thalassina* (H & S) (Hemiptera: Pentatomidae) J. nat. Hist., 11, pp. 425-444.

- [18] Tropical Advisory Service (TAS), 2000. HDRA – the organic organisation, Ryton Organic Gardens Coventry, CV8 3LG, UK. www: <http://www.hdra.org.uk>
- [19] Youdeowei, A. (1974). Dissection of the variegated grasshopper, *Z. variegatus* (L.) Oxford University Press, Ibadan